

SODIUM
HYALURONATE
VITAMINS A and C
MINERALS



proFOS™

Complete and synergistic
solution for the wellbeing of
joints, bones and skin

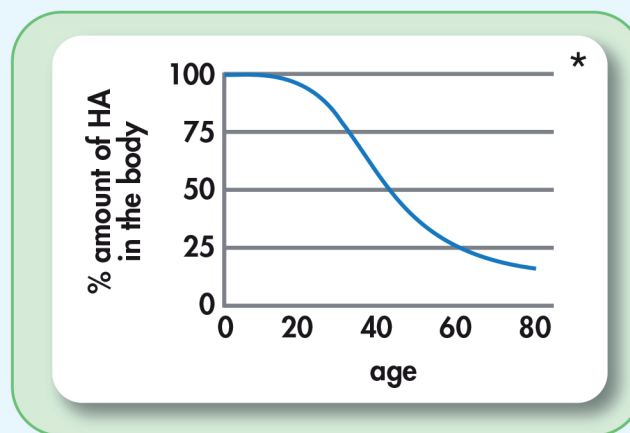


WHY HYALURONIC ACID IS OF FUNDAMENTAL IMPORTANCE FOR THE HEALTH OF THE ORGANISM

A longer life expectancy of the population and the consequent progressive aging is associated with a higher incidence of chronic degenerative diseases, among which those affecting the **joints** account for **60% of the most frequent chronic diseases** ¹.

One of the key factors that cause the onset of these diseases is the **progressive depletion of the organism's hyaluronic acid (HA) due to ageing**:

DECREASED PHYSIOLOGICAL AMOUNT OF HYALURONIC ACID (HA) DEPENDING ON AGE



HYALURONIC ACID (HA): ^{2,3,4,5,6} is a linear bio-polysaccharide (glycosaminoglycan) characterized by repeated disaccharide units consisting of residues of **D-Glucuronic acid** and **N-Acetyl-D-glucosamine**. It is a fundamental biological component of **connective tissues**, where it helps forming the **collagen fiber matrix** (supporting the biomechanical properties of collagen fibers) and **synovial fluid**.

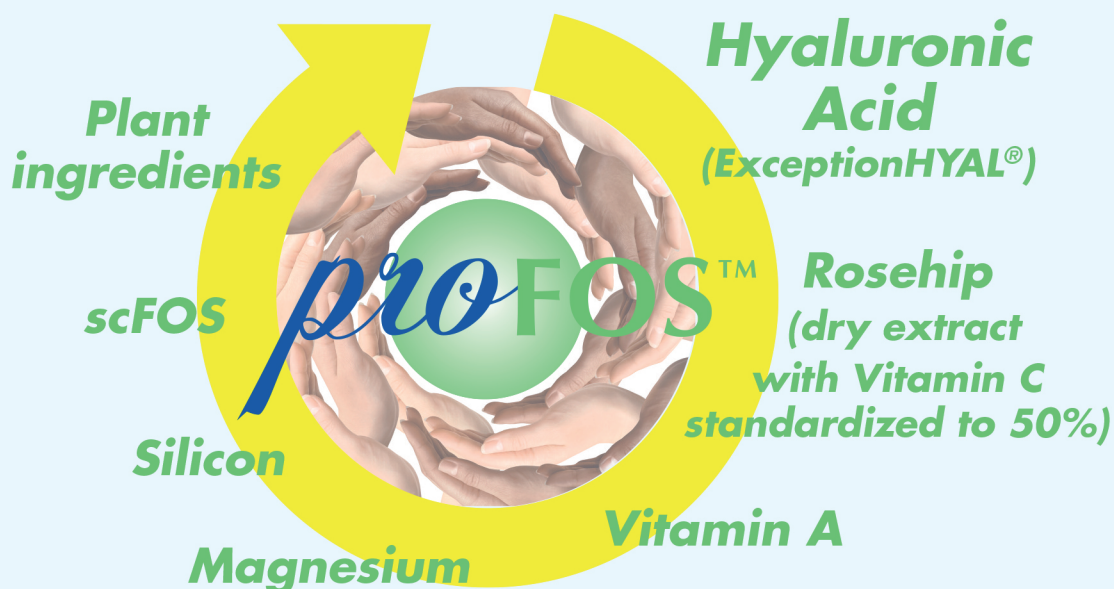
HA is essential to:

- ✓ **protect the cartilage against aging and mechanical stress**
- ✓ **lubricate the joint surface**
- ✓ **ensure the nutrition of cartilage and dermis: it provides optimal moisture and improves the histological structure of the cartilage; gives tone and elasticity to the skin**

* Amended from: Piangiolino C., Bortolotto V., Puoci F. – Oral administration of hyaluronan: a review. New perspectives and evidences of ExceptionHYAL®. *Nutracos* 2011, Nov-Dec; 3-7.

WHY IS *proFOS*TM FORMULA INNOVATIVE?

Because the **ExceptionHYAL**[®] HA exerts its **best biological functions** in the presence of **trace elements and vitamins** that synergize and enhance its function



*proFOS*TM UNIQUE ACTIONS:

- ✓ Supports the integrity and functionality of the joints
- ✓ Contributes to bone strength and plasticity
- ✓ Maintains skin moisture, elasticity and firmness
- ✓ Supports the intestinal absorption of its components



PROFOSTM : SELECTED INGREDIENTS

		%RDA
Energy	18.4 kcal 78.1 kJ	
Protein (N x 6.25)	0 g	
Carbohydrate	4.3 g	
Total fat	0.1 g	
Vitamin A	480 mcg	60
Magnesium	150 mg	40
Silicon	16 mg	
Fructo-oligosaccharides	2500 mg	
Sodium hyaluronate	100 mg	
Ingredients of plant origin:		
Fennel d.e.	200 mg	
Witch hazel d.e.	200 mg	
Mallow d.e.	200 mg	
Rosehip d.e. standardized to 50% Vitamin C	96 mg	
Griffonia d.e.	40 mg	



THE ABSORPTION PATHWAY OF *proFOS*TM HA

The HA contained in ProfosTM is **ExceptionHYAL**[®]. 2, 7, 8, 9, 10, 11

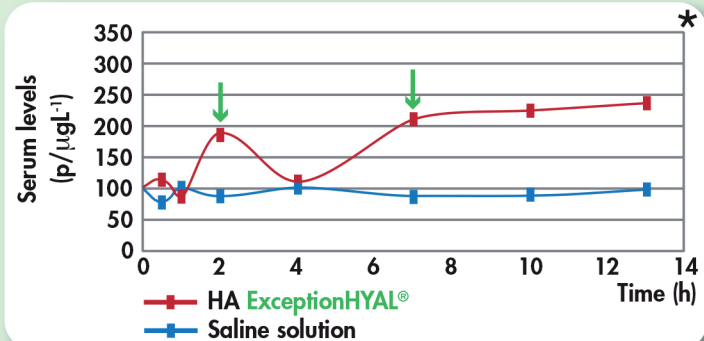
ExceptionHYAL[®] is different from any other type of Sodium Hyaluronate in terms of quality, purity and biological activity. It is of **plant-derived** biotechnological origin. It is characterized by:

- ✓ **high purity**: allergen, lactose, fat and GMO free
- ✓ **high concentration**: one sachet of ProfosTM contains **100 mg** of **Medium** and **High Molecular Weight Hyaluronic Acid** in the form of **ExceptionHYAL**[®]. This is the best "mix" to ensure the best absorption and distribution of HA in the joints and skin, where it supports the synthesis of the endogenous HA.

ABSORPTION AND BIOLOGICAL ACTIVITY OF **ExceptionHYAL**[®]

STEP 1

- ✓ **ExceptionHYAL**[®] (HA) is hydrolyzed to **oligosaccharides** in the stomach, and its medium molecular weight chains are absorbed in the first 2 hours after ingestion, whereas the high molecular weight chains are absorbed in the subsequent 7 hours in the intestine.



Curve of serum concentration of Hyaluronic Acid after taking one dose of **ExceptionHYAL**[®] (in mice) versus placebo.

STEP 2

- ✓ The oligosaccharide fragments arrive in situ through the bloodstream, and they bind to their specific trans-membrane receptors (**hyaladherins**) located on mesenchymal cells (**Chondrocytes**, **Fibroblasts** and **Osteoblasts**).

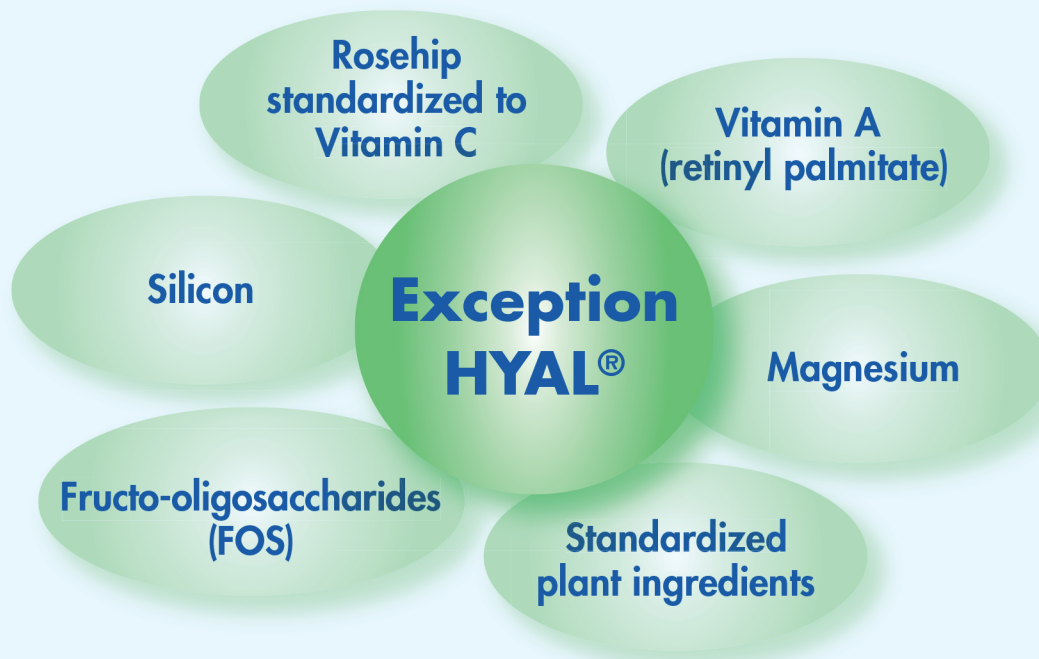
STEP 3

- ✓ The **HA-hyaladherin** bond induces the production of **hyaluronan synthase**, an essential enzyme for the synthesis of **endogenous HA**.

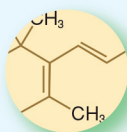
* Amended from: Piangiolino C., Bortolotto V., Puoci F. – Oral administration of hyaluronan: a review. New perspectives and evidences of **ExceptionHYAL**[®]. *Nutracos* 2011, Nov-Dec; 3-7.

proFOS™ SELECTED INGREDIENTS:

OTHER SYNERGISTIC INGREDIENTS



- **ROSE HIP:** ^{12, 13, 14, 15} rich in **Vitamin C**, is essential for the production of **collagen** through its **enzymatic cofactor action** on **prolyl- and lysyl-hydroxylase**, fundamental enzymes in the formation of **collagen**, and in the biosynthesis of **other components of the connective tissue**, including **elastin, fibronectin, proteoglycans, and fibrillin associated to elastin**



- **VITAMIN A:** ¹² optimal support for the growth and regeneration of epithelium

- **MAGNESIUM:** ^{16, 17} is essential for bone homeostasis

Mg

- **SILICON:** ¹² mineral contained in Profos™ in a **highly bioavailable** form. It is essential to ensure compactness to the extracellular matrix of bones, tendons and skin



- **FRUCTO-OLIGOSACCHARIDES (FOS) (Actilight®):** ^{18, 19} promote the absorption of minerals such as **Calcium** and **Magnesium**, and of Profos™ active ingredients



- **STANDARDIZED PLANT INGREDIENTS:** **Fennel, Witch Hazel, Mallow, Griffonia simplicifolia** ¹²⁻¹⁵: improve the general functions of the intestinal mucosa by facilitating the absorption of the other ingredients of Profos™





proFOS™ IS A USEFUL SUPPORT FOR:

- ✓ The **recovery** of the viscoelastic properties of synovial fluid
- ✓ The **restructuring** of the cartilage matrix and the dermis
- ✓ The **decrease** of the chronic inflammatory process (low grade chronic inflammation)
- ✓ The **modulation** of pro-inflammatory cytokines and oxidation processes ^{20, 21}



FIELDS OF APPLICATION:	DOSAGE
<ul style="list-style-type: none">• BONES AND JOINTS: useful adjuvant in cases of trauma and degenerative processes affecting the joints; supportive treatment of osteoporosis.	1 to 2 sachets/day ; we recommend continuing the treatment for at least two months.
<ul style="list-style-type: none">• SKIN AND SKIN APPENDAGES: supportive treatment of skin aging (chro-noaging and photoaging). Supportive treatment of dermo-cosmetic surgery.	1 sachet/day If further support to the skin metabolism is needed (e.g. after aesthetic surgery), we recommend taking 2 sachets/day for 15 days ; continue with 1 sachet/day for at least 2 months .

HOW TO USE:

Pour the contents of one sachet into an empty glass; then add about 100-150 ml of water; stir until completely dissolved. If the product does not dissolve completely in water, this does not mean that it is altered; in fact, this is due to the presence of sodium hyaluronate in the formulation. To be taken preferably 1 hour before meals.



proFOS™




also during pregnancy

lactose, fat, GMO free

easy to take



proFOS™ AND ITS MOST COMMON COMBINATIONS

COMBINATIONS	INDICATIONS
<p>PROFOS™ + GUNABASIC</p> 	<p>Supportive treatment of metabolic bone disorders</p>
<p>PROFOS™ + GUNAMINO FORMULA</p> 	<p>Supportive treatment in musculoskeletal rehabilitation after bone and joint injuries</p>
<p>PROFOS™ + PROFEM®</p> 	<p>Supportive treatment to prevent aging during menopause</p>

proFOS™



KEY WORDS: innovative nutraceutical synergy for the wellbeing of joints, bones and skin

Ingredients

Fructo-oligosaccharides, maltodextrin, thickener: acacia gum, xanthan gum; magnesium oxide, fennel (*Phoeniculum vulgare*) seed dry extract standardized to 1% essential oil, witch hazel (*Hamamelis virginiana*) leaf dry extract standardized to 10% tannins, mallow (*Malva sylvestris*) flower and leaf dry extract, flavorings, rose hips (*Rosa canina*) fruit dry extract standardized to 50% vitamin C, sodium hyaluronate, anti-caking agents: vegetable stearic acid, silicon dioxide; griffonia (*Griffonia simplicifolia*) seed dry extract standardized to 99% 5-hydroxytryptophan, emulsifier: sucrose esters of fatty acids; retinyl palmitate (vitamin A); sweetener: sucralose.

Packaging

10 x 5.1 g sachets.
30 x 5.1 g sachets.

References

1. Bernabei R. et Al. – Osteoartriosi in età geriatrica. *G Gerontol.* **2011**, 59:57-62.
2. Jiang Qiu-yan et Al. – Progress in oral administration of hyaluronic acid. *Chinese Pharmaceutical Journal (Zhongguo Yaoxue Zazhi)*, **2006**, 41 (10):729-731.
3. Piangiolino C., Bortolotto V., Puoci F. – Oral administration of hyaluronan: a review. New perspectives and evidences of ExceptionHYAL. *Nutracos* **2001**, Nov-Dec; 3-7.
4. Laurent T.C., Fraser J.R. – Hyaluronan. *Faseb J.* **1992** Apr;6(7):2397-404.
5. Reitinger S., Lepperding G. – Hyaluronan, a ready choice to fuel regeneration: a mini-review. *Gerontology.* **2013**;59(1):71-6. doi: 10.1159/000342200. Epub 2012 Sep 22. Review.
6. Papakonstantinou E., Roth M., Karakiulakis G. – Hyaluronic acid: A key molecule in skin aging. *Dermatoendocrinol.* **2012** Jul 1;4(3):253-8.
7. Liu L., Liu Y., Li J., Du G., Chen J. – Microbial production of hyaluronic acid: current state, challenges, and perspectives. *Microb Cell Fact.* **2011** Nov 16;10:99. doi: 10.1186/1475-2859-10-99. Review.
8. Tashiro T., Seino S., Sato T., Matsuoka R., Masuda Y., Fukui N. – Oral administration of polymer hyaluronic acid alleviates symptoms of knee osteoarthritis: a double-blind, placebo-controlled study over a 12-month period. *ScientificWorldJournal.* **2012**.
9. Darzynkiewicz Z., Balazs E.A. – Genome integrity, stem cells and hyaluronan. *Aging (Albany NY).* **2012** Feb;4(2):78-88. Review.
10. Jiang Qiu-yan et Al. – Study on absorption of hyaluronic acid after an oral administration in rats. *Chinese Pharmaceutical Journal* **2005**:23.
11. Si-Ling Huang et Al. – Oral absorption of hyaluronic acid and phospholipids complexes in rats. *World Journal of Gastroenterology* **2007** February 14; 13(6): 945-949.
12. Hender S.S. – PDR. CEC Editore **2010**.
13. MacKay D., Miller A.L. – Nutritional support for wound healing. *Altern Med Rev.* **2003** Nov;8(4):359-77.
14. Wang Y., Prentice L.F., Vitetta L., Wluka A.E., Cicuttini F.M. – The effect of nutritional supplements on osteoarthritis. *Altern Med Rev.* **2004** Sep;9(3):275-96. Review.
15. Campanini E. – Dizionario di fitoterapia e piante medicinali. Il edizione, *Tecniche Nuove* **2004**.
16. Carpenter T.O., DeLucia M.C., Zhang J.H., Bejnerowicz G., Tartamella L., Dziura J., Petersen K.F., Befroy D., Cohen D. – A randomized controlled study of effects of dietary magnesium oxide supplementation on bone mineral content in healthy girls. *J Clin Endocrinol Metab.* **2006** Dec;91(12):4866-72.
17. Rude R.K., Singer F.R., Gruber H.E. – Skeletal and hormonal effects of magnesium deficiency. *J Am Coll Nutr.* **2009** Apr;28(2):131-41. Review.
18. Slavin J. – Fiber and prebiotics: mechanisms and health benefits. *Nutrients.* **2013** Apr 22;5(4):1417-35.
19. Martin B.R., Braun M.M., Wigertz K., Bryant R., Zhao Y., Lee W., Kempa-Steczko A., Weaver C.M. – Fructo-oligosaccharides and calcium absorption and retention in adolescent girls. *J Am Coll Nutr.* **2010** Aug;29(4):382-6.
20. C.T. Wang M.D., Y.T. Lin M.D., Ph.D., B.L. Chiang M.D., Ph.D., Y.H. Lin M.Sc. and S.M. Hou M.D., Ph.D., M.P.H. – High molecular weight hyaluronic acid down-regulates the gene expression of osteoarthritis-associated cytokines and enzymes in fibroblast-like synoviocytes from patients with early osteoarthritis. *Osteoarthritis and Cartilage* (**2006**) 14, 1237e1247.
21. Neumann A., Schinzel R., Palm D., Riederer P., Munch G. – High molecular weight hyaluronic acid inhibits advanced glycation endproduct-induced NF- κ B activation and cytokine expression. *FEBS Letters* **453** (**1999**) 283-287.



GUNA S.p.a.

Via Palmanova, 71 - 20132 MILAN - ITALY
tel. +39 02 280181 - fax +39 02 28018449
www.gunainc.com - e-mail: export@guna.it
www.gunainternational.com